

DIN 138



$\lambda=10^\circ$

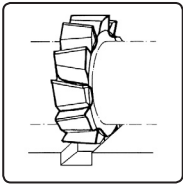
$\gamma=10^\circ$

typ

W



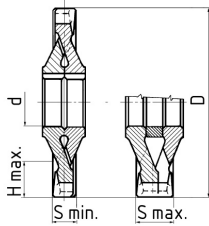
Použití - Usage - Applikation - Употребление



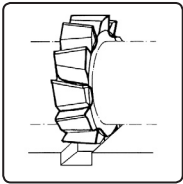
HSSE

D js 16	S		d H 7	Z	H max.	CODE 750373	IDENT.
	min.	max.					
80	10	16	22	12	12	•	.080
100	12	20	27	12	16	•	.100
125	14	25	32	14	22	•	.125
160	16	28	40	16	28	•	.160





Použití - Usage - Applikation - Употребление



HSSE

D js 16	S		d H 7	Z	H max.	CODE 760173	IDENT.
	min.	max.					
63	4	6	22	14	6	•	.063
80	5	8	22	16	8	•	.080
80	6	10	22	16	10	•	.0800610
100	8	14	27	16	14	•	.100
125	10	18	32	18	18	•	.125
160	12	22	40	20	22	•	.160

